

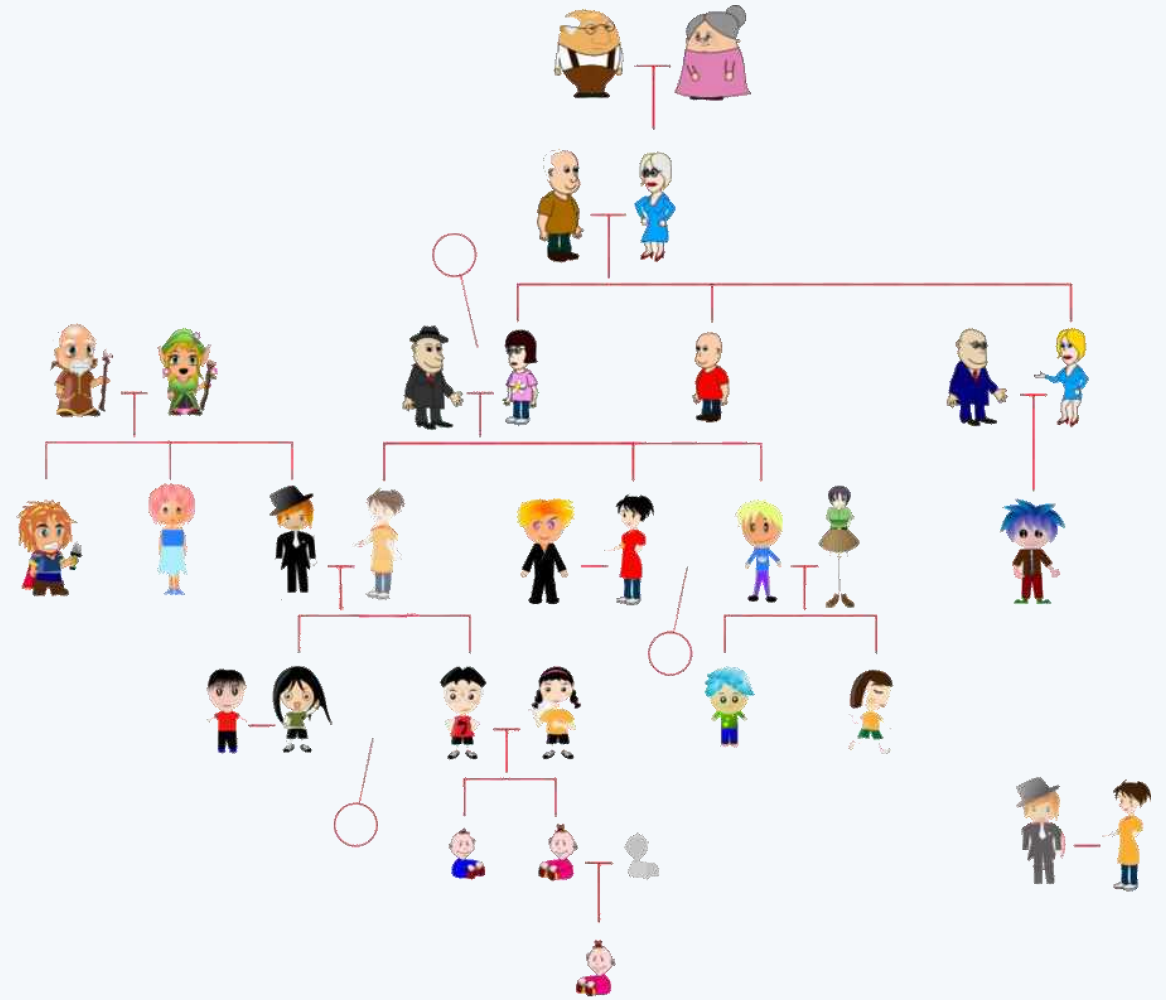


Family Tree Activity Sheet

*Created for Dublin Castle by
Patricia Irvine
July 2020*

FAMILY HISTORY


- *Dublin Castle is over 800 years old. Its history has been traced and recorded over the centuries.*
- *You may not go back 800 years to trace your family history but let's see how far back you can go.*



My Family Tree

Genealogy - Tracing our past

- *At the moment, we miss seeing our extended family and friends. Why not take this time to trace your family history by drawing Your Family Tree?*
- *Just like a tree, families have roots and branches: our parents, grandparents, aunts, uncles and cousins.*





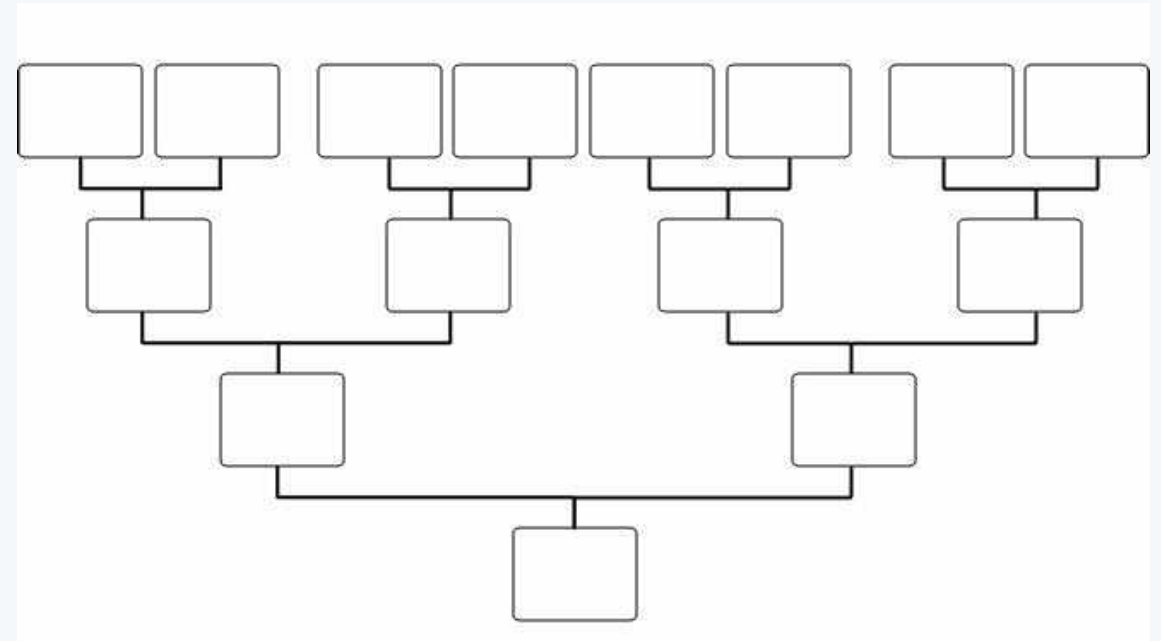

ORAL RESEARCH

Oral history is an important tool for historians when they do research.

This means talking to your parents and grandparents. Ask your grandparents about their parents and grandparents.

Begin with when they were born. Make a note of these dates and their names.

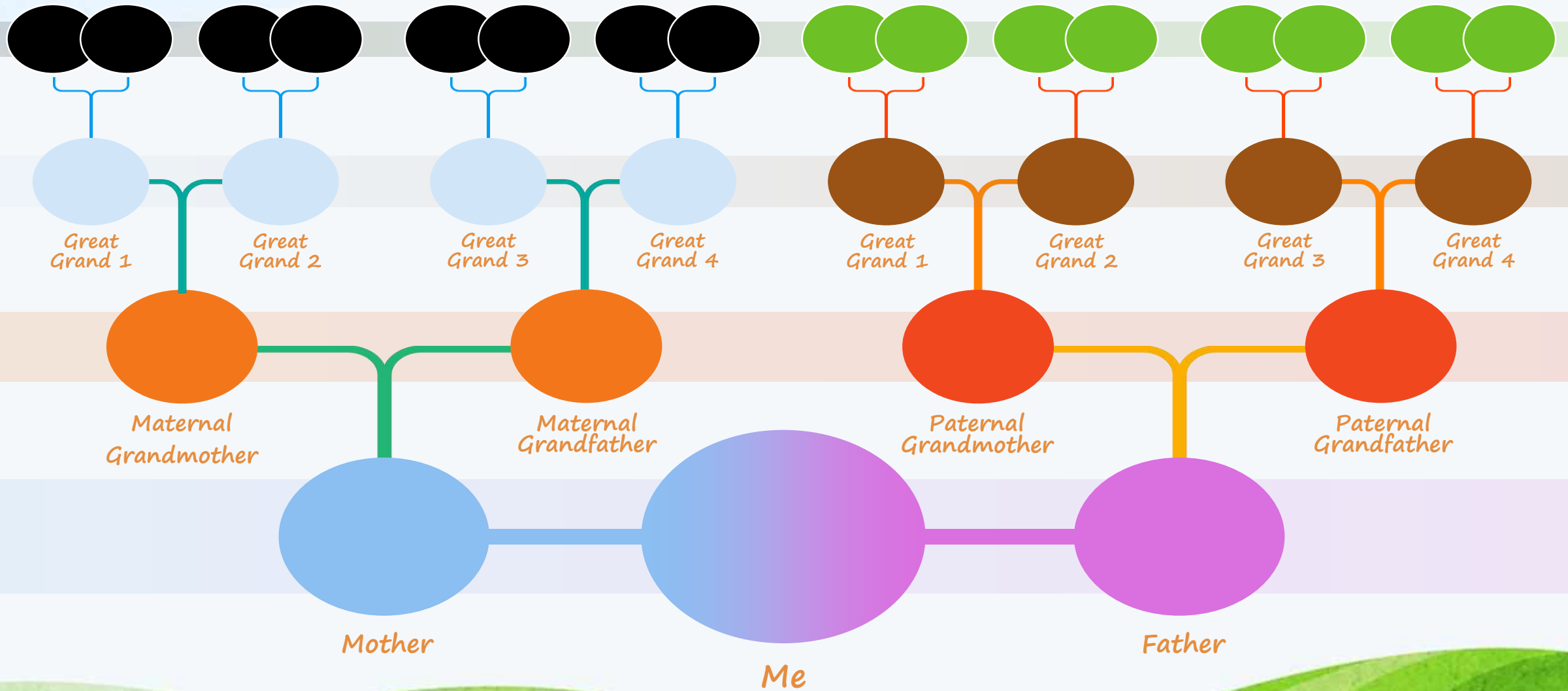
Two templates..... You choose!



MY FAMILY TREE



My Family Tree



LET'S GET STARTED

Draw a tree or a chart as seen on the previous slides.

Begin with yourself. Put your name at the bottom of the tree or chart.

Above your name box are two more boxes. Add your parents' names and above them add your grandparents' names.

You can keep going with more family generations, you just need to draw a larger tree / chart and add more boxes. You can even add small photos. You are the designer of this masterpiece.

Enjoy your research and the style you choose.



MATERIALS

- Large piece of white card to draw the tree /chart.
- Pencils, pens, coloured markers.
- Scissors (if you wish to add photos)
- Stick of glue.
- Copy of your research with
all the names you need

