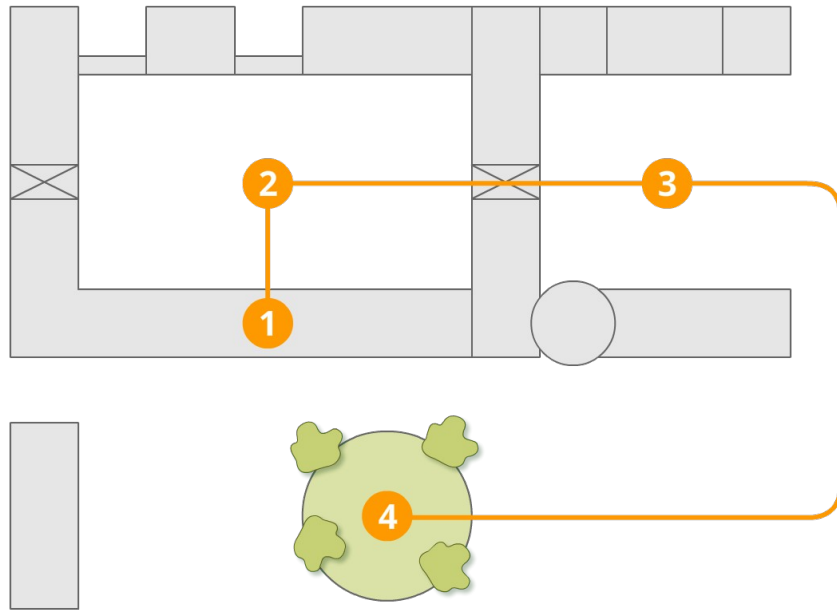


Architectural Family Activity Tour of Dublin Castle



Name: _____



created by Denise Doorly MRIAI, August 2013

Stop 1 - State Apartments -Drawing Room

Activity: Spot the difference

Look carefully at the photo on this page and the Drawing Room in front of you. Circle as many differences as you can find between them.

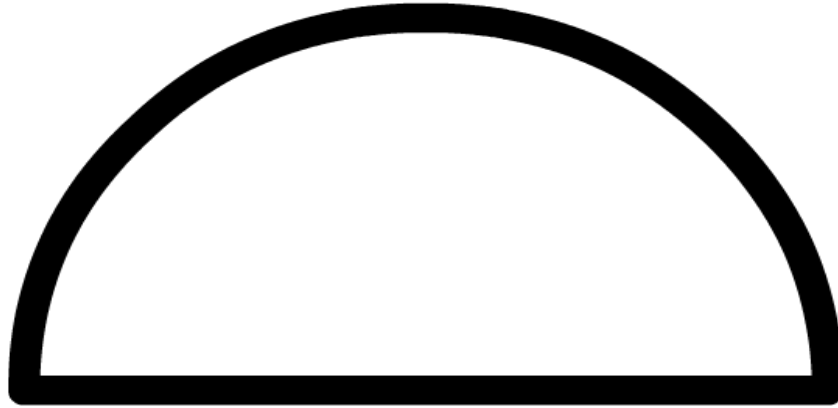


Photo of Drawing Room

Stop 2 - Upper Courtyard

Activity 1:

The semi-circle below represents the diocletian window on the west wall of the courtyard. Look at the window and fill in the missing mullions in the space.



Activity 2: Can you find these building materials below? Tick beside the material if you see it.

Stone



Render



Brick



Glass



Stop 3 -Lower Courtyard

Activity 1: New building features

Old building features

Activity 3: Can you find this person on the façade of the Chapel?



Photo of St Peter

Activity 2: Draw a line to match the building with the century



13th Century (1200-1299)



19th Century (1800-1899)



18th Century (1700-1799)



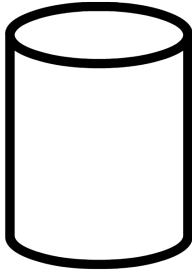
20th Century (1900-1999)

Activity 4: Make a rubbing on the surface of the Limestone

Stop 4 - Dubhlinn gardens

Activity 1: Shapes. Can you find the following shapes in the buildings? Tick beside the shape when you find it.


Cylinder




Rectangle




Circle




Diamond



Triangle



Square



Activity 2: There are 6 paths in the grass. Pick one and follow it. Describe the beginning and end of the path. What do you think the path represents?